

2023 NOBLE COUNTY ASSESSOR'S OFFICE REPORT TO THE EXCISE BOARD

7/20/2023

City								
DISTRICT	DESCRIPTION	PERSONAL PROPERTY	REAL PROPERTY	PUBLIC SERVICE	TOTAL VALUATION	HOMESTEAD EXEMPTIONS	OTHER EXEMPTIONS	NET VALUATION
T01	Perry	27,963,138	27,593,045	1,531,309	57,087,492	969,307	13,868,751	42,249,434
T02	Billings	565,429	890,309	445,081	1,900,819	50,289	0	1,850,530
T03	Red Rock	7,514	341,166	193,345	542,025	56,159	1,928	483,938
T04	Marland	107,866	231,540	237,793	577,199	26,459	0	550,740
T06	Morrison	80,066	4,287,385	327,259	4,694,710	136,152	75,475	4,483,083
T07	Sumner	0	77,654	20,360	98,014	4,953	0	93,061
T08	Lucien C-D	18,347	189,772	438	208,557	14,000	0	194,557
CITY TOTAL VALUATION		28,742,360	33,610,871	2,755,585	65,108,816	1,257,319	13,946,154	49,905,343

County								
DISTRICT	DESCRIPTION	PERSONAL PROPERTY	REAL PROPERTY	PUBLIC SERVICE	TOTAL VALUATION	HOMESTEAD EXEMPTIONS	OTHER EXEMPTIONS	NET VALUATION
C001	Noble County General	69,714,489	72,396,557	131,122,934	273,233,980	2,369,112	14,325,901	256,538,967
COUNTY TOTAL VALUATION		69,714,489	72,396,557	131,122,934	273,233,980	2,369,112	14,325,901	256,538,967

Other								
DISTRICT	DESCRIPTION	PERSONAL PROPERTY	REAL PROPERTY	PUBLIC SERVICE	TOTAL VALUATION	HOMESTEAD EXEMPTIONS	OTHER EXEMPTIONS	NET VALUATION
EMS	EMERGENCY MNGT SYS	69,714,489	72,396,557	131,122,934	273,233,980	2,369,112	14,325,901	256,538,967
OTHER TOTAL VALUATION		69,714,489	72,396,557	131,122,934	273,233,980	2,369,112	14,325,901	256,538,967

School								
DISTRICT	DESCRIPTION	PERSONAL PROPERTY	REAL PROPERTY	PUBLIC SERVICE	TOTAL VALUATION	HOMESTEAD EXEMPTIONS	OTHER EXEMPTIONS	NET VALUATION
I-1	I-1 Perry	33,011,448	45,176,588	9,492,479	87,680,515	1,540,237	13,997,339	72,142,939
I-2	I-2 Billings	14,750,668	4,426,710	1,727,394	20,904,772	112,289	41,941	20,750,542
I-4	I-4 Frontier	14,452,271	6,775,502	100,516,143	121,743,916	208,324	46,809	121,488,783
I-6	I-6 Morrison	2,078,008	12,671,116	13,070,809	27,819,933	397,608	239,812	27,182,513
Jt-101	J-101 Payne Gln	11,259	371,702	54,703	437,664	14,000	0	423,664
Jt-16	J-16 Payne Stw	31,212	258,953	1,864	292,029	8,000	0	284,029
Jt-3	J-3 Logan M.O.	587,655	1,555,629	2,159,311	4,302,595	52,654	0	4,249,941
Jt-47.5	J-47.5 G Garber	1,129,290	68,186	36,041	1,233,517	3,000	0	1,230,517
Jt-71	J-71 Kay PC	9	67,934	70,887	138,830	1,000	0	137,830
Jt-87	J-87 K Tonkawa	3,466,730	303,051	3,152,060	6,921,841	2,000	0	6,919,841
Jt-94	J-94 Garf C-D	195,939	721,186	841,243	1,758,368	30,000	0	1,728,368
SCHOOL TOTAL VALUATION		69,714,489	72,396,557	131,122,934	273,233,980	2,369,112	14,325,901	256,538,967

2023 NOBLE COUNTY ASSESSOR'S OFFICE REPORT TO THE EXCISE BOARD

7/20/2023

Vo-Tech

DISTRICT	DESCRIPTION	PERSONAL PROPERTY	REAL PROPERTY	PUBLIC SERVICE	TOTAL VALUATION	HOMESTEAD EXEMPTIONS	OTHER EXEMPTIONS	NET VALUATION
V15	AUTRY VO TECH	1,325,229	789,372	877,284	2,991,885	33,000	0	2,958,885
V16	MERIDIAN VO TECH	35,719,582	60,033,988	24,779,166	120,532,736	2,012,499	14,237,151	104,283,086
VO-TECH TOTAL VALUATION		37,044,811	60,823,360	25,656,450	123,524,621	2,045,499	14,237,151	107,241,971


I, Mandy Snyder, Assessor of Noble County Oklahoma, do hereby certify that the foregoing is a true and correct statement of valuations for Real Estate, Personal Property, Public Service and Homestead Exemptions as certified by the State Board of Equalization and shown by the records in the County Assessor's office. Subscribed by my name and affixed the seal of the County Assessor's office on this day of July 20, 2023.

State of Oklahoma ()
 Noble County ()

Mandy Snyder

7-20-23
 Date

Mandy Snyder
 County Assessor
 Noble County



I, Sandra Richardson, County Clerk of Noble County Oklahoma, do hereby certify that the above is a true, correct and complete list of the of the valuations of Noble County Oklahoma as certified by the Noble County Assessor's office.



Sandra Richardson

Sandra Richardson
 County Clerk
 Noble County

Seal

Excise Board:

[Signature]

Gill Clensen

[Signature]

7-28-2023
 Date

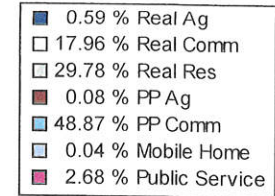
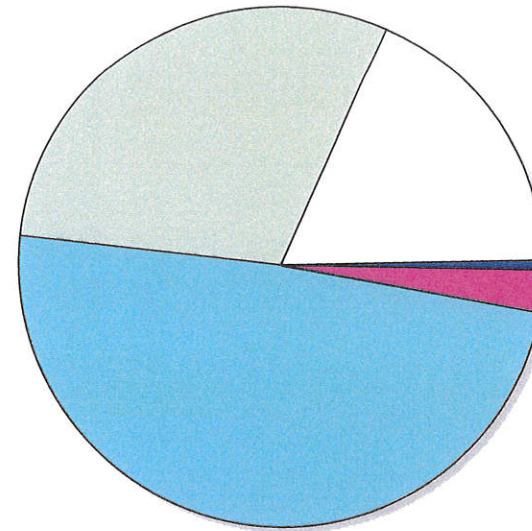
2023 NOBLE COUNTY ASSESSOR'S OFFICE REPORT TO THE EXCISE BOARD

7/20/2023

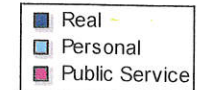
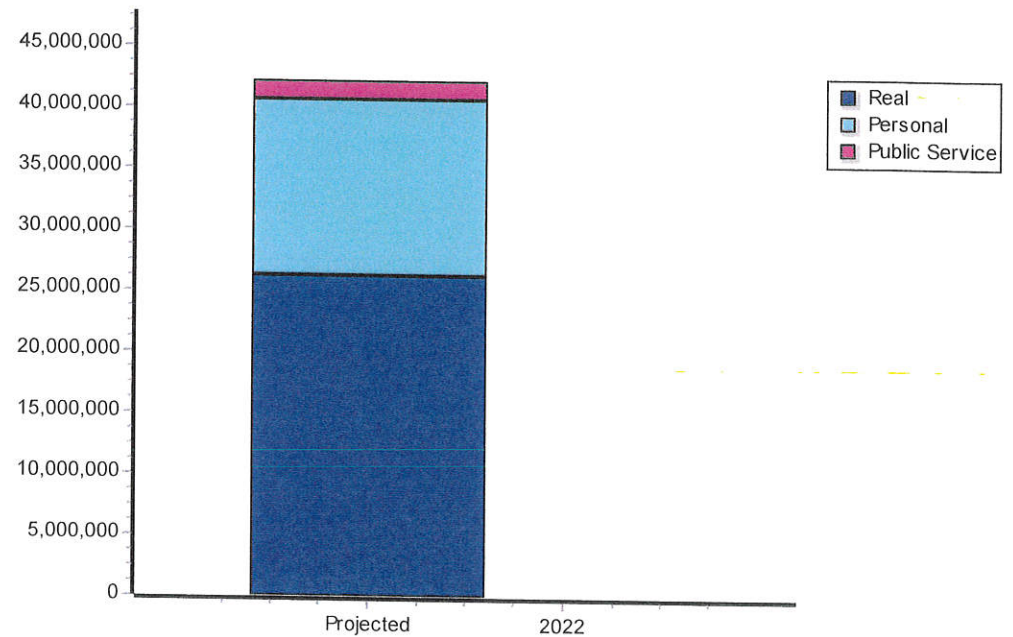
T01 Perry

District Type: City

Real	Count	Value
Agricultural	38	336,641
Commercial	288	10,255,095
Residential	2,446	17,001,309
Total Real Value	2,772	27,593,045
Homestead	929	917,307
Add-Homestead	67	67,000
Veteran	31	388,251
Other	0	0
Total Exempt	948	1,357,558
Senior Freeze	190	10,988,529
Capped Parcels	743	3,368,722
Net Assessed		26,235,487
Under Protest	0	0



Personal	Count	Value
Agricultural	15	42,855
Commercial	243	27,898,026
Mobile Home	19	22,257
Total Personal	277	27,963,138
Total Exempt	2	13,480,500
Net Assessed		14,482,638
Under Protest	0	0



Public Service	Count	Value
Total PS Value	15	1,531,309

District Totals	Value
Total Gross Value	57,087,492
Homestead Loss	969,307
Other Exemption Loss	13,868,751
Net Assessed Value	42,249,434
Under Protest	0

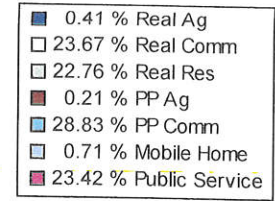
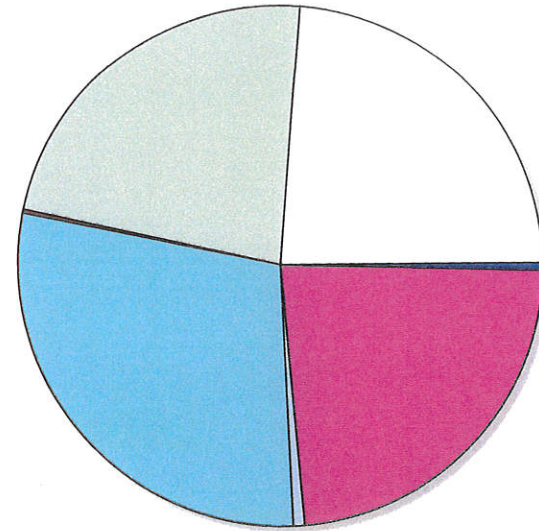
2023 NOBLE COUNTY ASSESSOR'S OFFICE REPORT TO THE EXCISE BOARD

7/20/2023

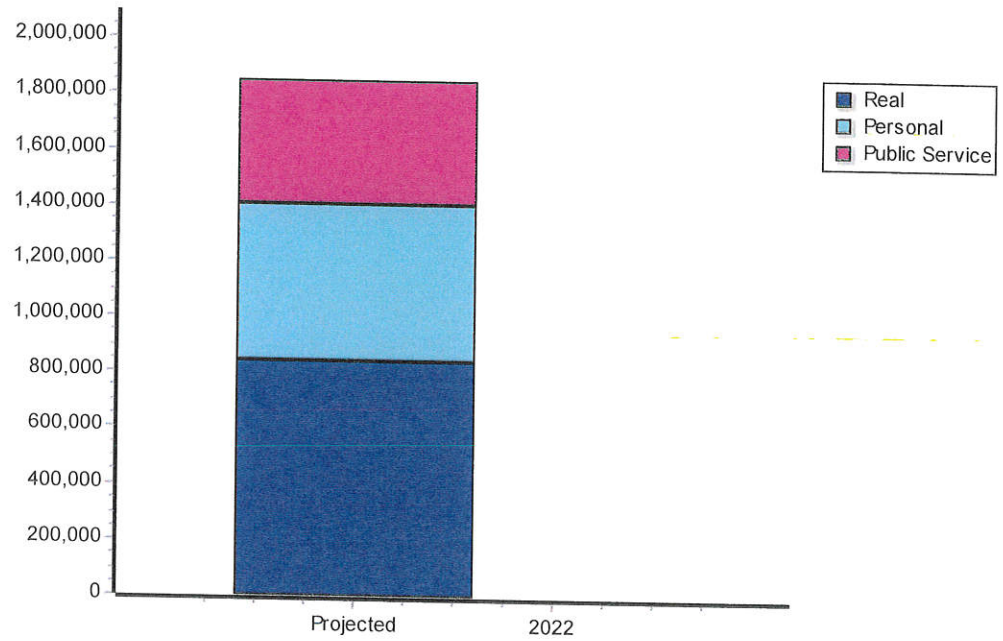
T02 Billings

District Type: City

Real	Count	Value
Agricultural	4	7,814
Commercial	40	449,853
Residential	260	432,642
Total Real Value	304	890,309
Homestead	53	51,289
Add-Homestead	0	0
Veteran	0	0
Other	0	0
Total Exempt	52	50,289
Senior Freeze	2	62,668
Capped Parcels	75	79,512
Net Assessed		840,020
Under Protest	0	0



Personal	Count	Value
Agricultural	4	3,986
Commercial	26	548,003
Mobile Home	8	13,440
Total Personal	38	565,429
Total Exempt	0	0
Net Assessed		565,429
Under Protest	0	0



Public Service	Count	Value
Total PS Value	11	445,081

District Totals	Value
Total Gross Value	1,900,819
Homestead Loss	50,289
Other Exemption Loss	0
Net Assessed Value	1,850,530
Under Protest	0

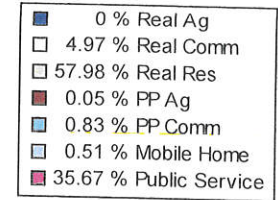
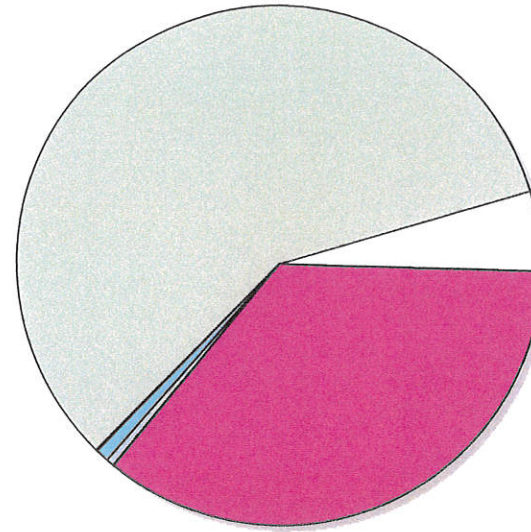
2023 NOBLE COUNTY ASSESSOR'S OFFICE REPORT TO THE EXCISE BOARD

T03 Red Rock

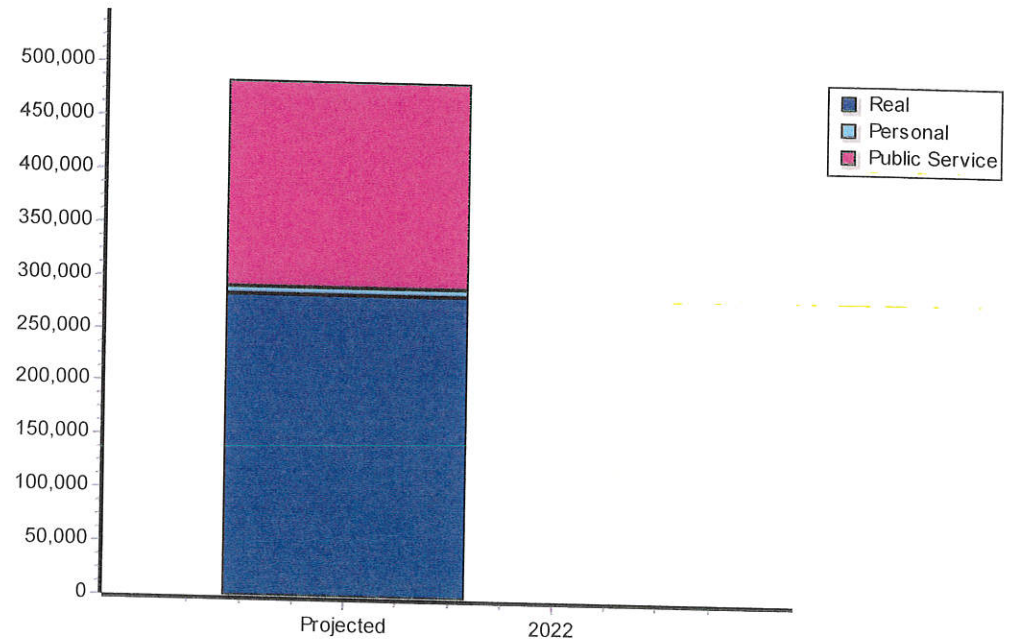
7/20/2023

District Type: City

Real	Count	Value
Agricultural	0	0
Commercial	12	26,916
Residential	189	314,250
Total Real Value	201	341,166
Homestead	54	50,159
Add-Homestead	6	6,000
Veteran	1	1,928
Other	0	0
Total Exempt	55	58,087
Senior Freeze	9	211,784
Capped Parcels	43	73,377
Net Assessed		283,079
Under Protest	0	0



Personal	Count	Value
Agricultural	1	256
Commercial	7	4,503
Mobile Home	3	2,755
Total Personal	11	7,514
Total Exempt	0	0
Net Assessed		7,514
Under Protest	0	0



Public Service	Count	Value
Total PS Value	9	193,345

District Totals	Value
Total Gross Value	542,025
Homestead Loss	56,159
Other Exemption Loss	1,928
Net Assessed Value	483,938
Under Protest	0

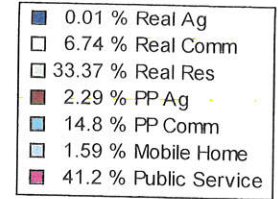
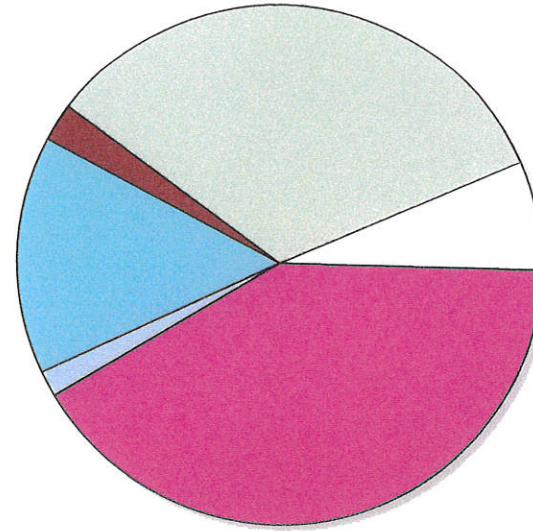
2023 NOBLE COUNTY ASSESSOR'S OFFICE REPORT TO THE EXCISE BOARD

T04 Marland

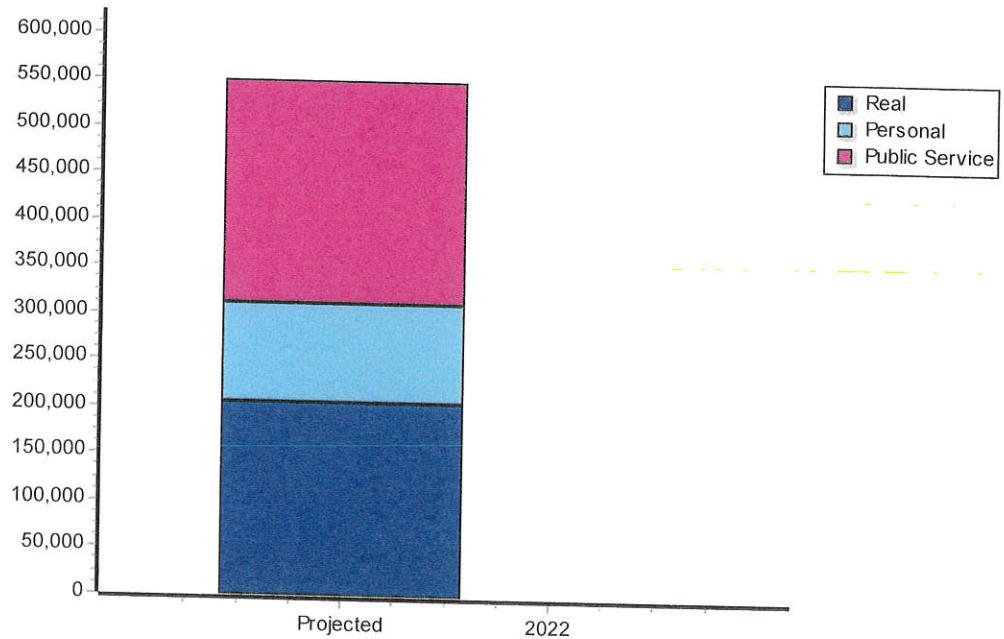
7/20/2023

District Type: City

Real	Count	Value
Agricultural	1	58
Commercial	5	38,883
Residential	151	192,599
Total Real Value	157	231,540
Homestead	25	24,459
Add-Homestead	2	2,000
Veteran	0	0
Other	0	0
Total Exempt	25	26,459
Senior Freeze	2	37,074
Capped Parcels	34	15,950
Net Assessed		205,081
Under Protest	0	0



Personal	Count	Value
Agricultural	3	13,237
Commercial	5	85,429
Mobile Home	9	9,200
Total Personal	17	107,866
Total Exempt	0	0
Net Assessed		107,866
Under Protest	0	0



Public Service	Count	Value
Total PS Value	6	237,793

District Totals	Value
Total Gross Value	577,199
Homestead Loss	26,459
Other Exemption Loss	0
Net Assessed Value	550,740
Under Protest	0

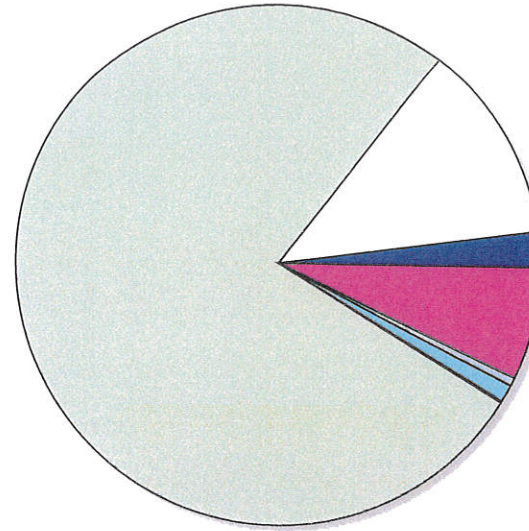
2023 NOBLE COUNTY ASSESSOR'S OFFICE REPORT TO THE EXCISE BOARD

7/20/2023

T06 Morrison

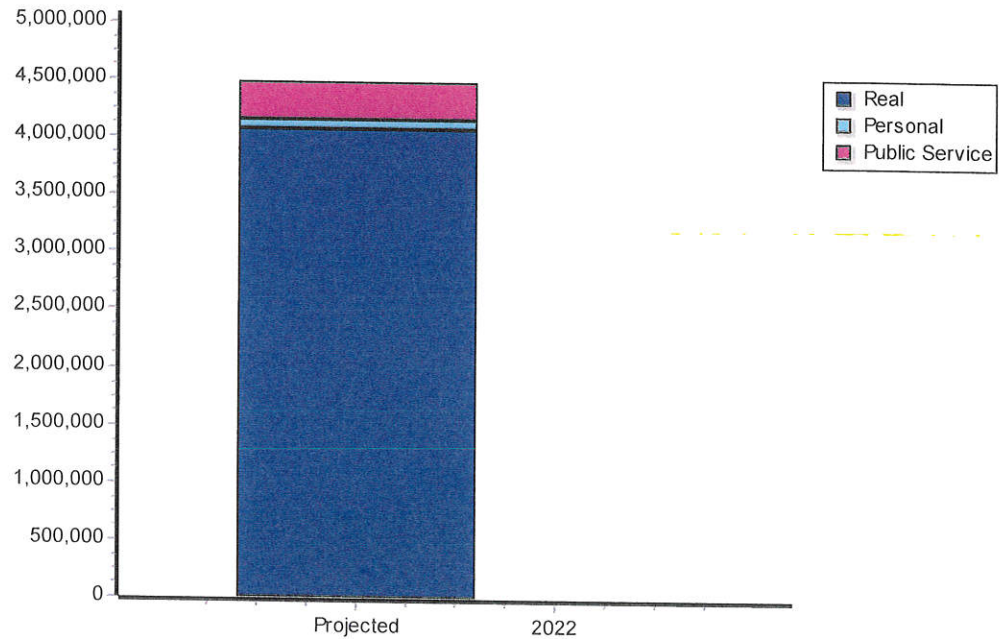
District Type: City

Real	Count	Value
Agricultural	14	104,598
Commercial	45	580,733
Residential	348	3,602,054
Total Real Value	407	4,287,385
Homestead	134	133,152
Add-Homestead	4	4,000
Veteran	4	75,475
Other	0	0
Total Exempt	138	211,627
Senior Freeze	16	1,240,849
Capped Parcels	81	203,728
Net Assessed		4,075,758
Under Protest	0	0



2.23 % Real Ag
12.37 % Real Comm
76.73 % Real Res
0.05 % PP Ag
1.1 % PP Comm
0.56 % Mobile Home
6.97 % Public Service

Personal	Count	Value
Agricultural	3	2,301
Commercial	33	51,652
Mobile Home	16	26,113
Total Personal	52	80,066
Total Exempt	0	0
Net Assessed		80,066
Under Protest	0	0



Public Service	Count	Value
Total PS Value	8	327,259

District Totals	Value
Total Gross Value	4,694,710
Homestead Loss	136,152
Other Exemption Loss	75,475
Net Assessed Value	4,483,083
Under Protest	0

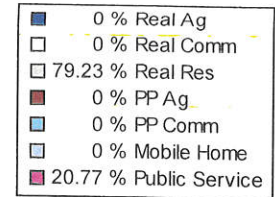
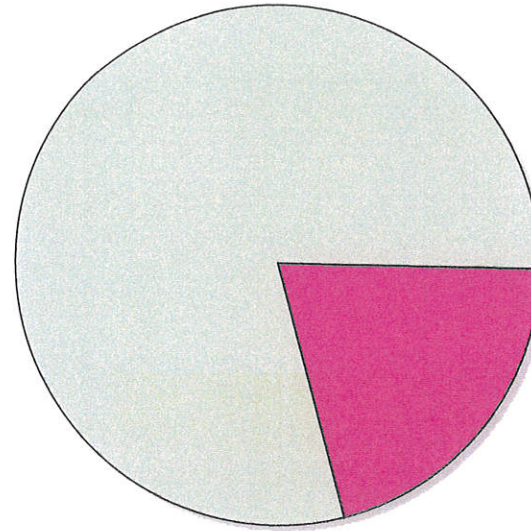
2023 NOBLE COUNTY ASSESSOR'S OFFICE REPORT TO THE EXCISE BOARD

7/20/2023

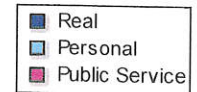
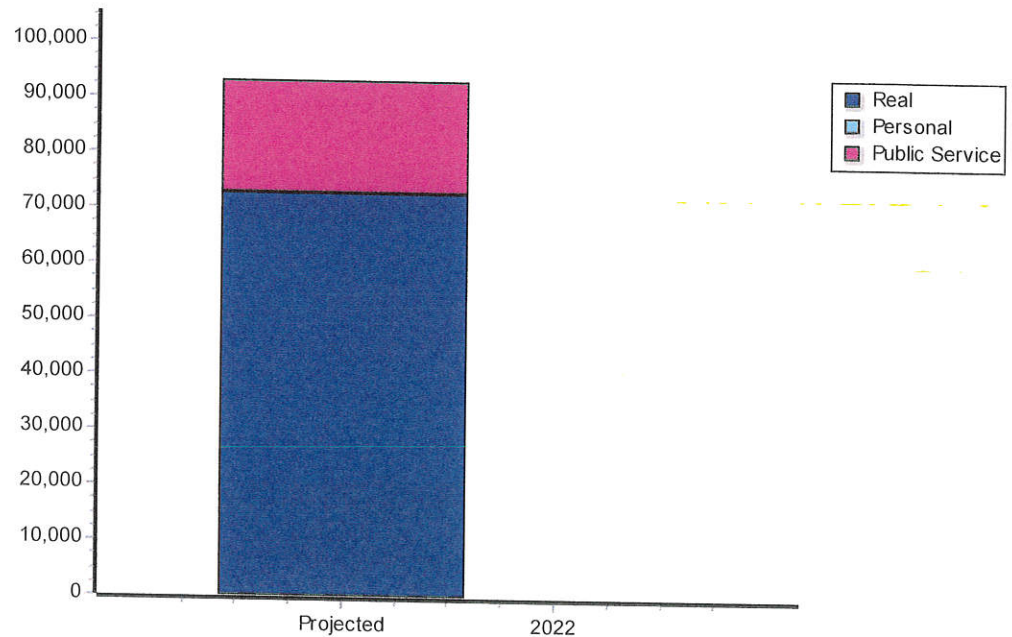
T07 Sumner

District Type: City

Real	Count	Value
Agricultural	0	0
Commercial	0	0
Residential	23	77,654
Total Real Value	23	77,654
Homestead	6	4,953
Add-Homestead	1	1,000
Veteran	0	0
Other	0	0
Total Exempt	5	4,953
Senior Freeze	1	14,573
Capped Parcels	4	18,942
Net Assessed		72,701
Under Protest	0	0



Personal	Count	Value
Agricultural	0	0
Commercial	0	0
Mobile Home	0	0
Total Personal	0	0
Total Exempt	0	0
Net Assessed		0
Under Protest	0	0



Public Service	Count	Value
Total PS Value	1	20,360

District Totals	Value
Total Gross Value	98,014
Homestead Loss	4,953
Other Exemption Loss	0
Net Assessed Value	93,061
Under Protest	0

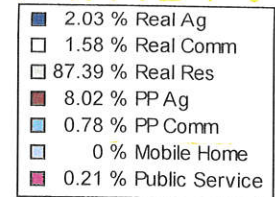
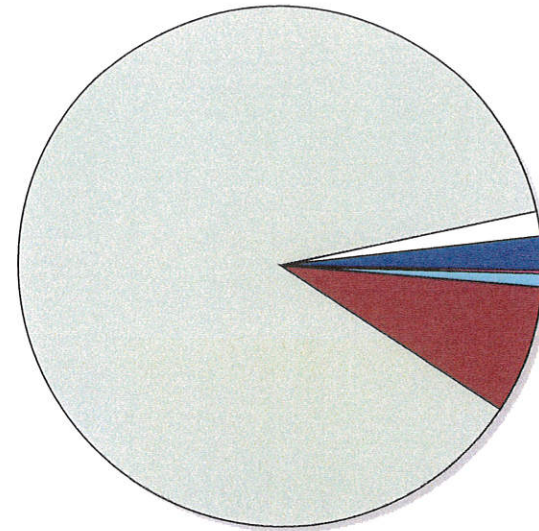
2023 NOBLE COUNTY ASSESSOR'S OFFICE REPORT TO THE EXCISE BOARD

7/20/2023

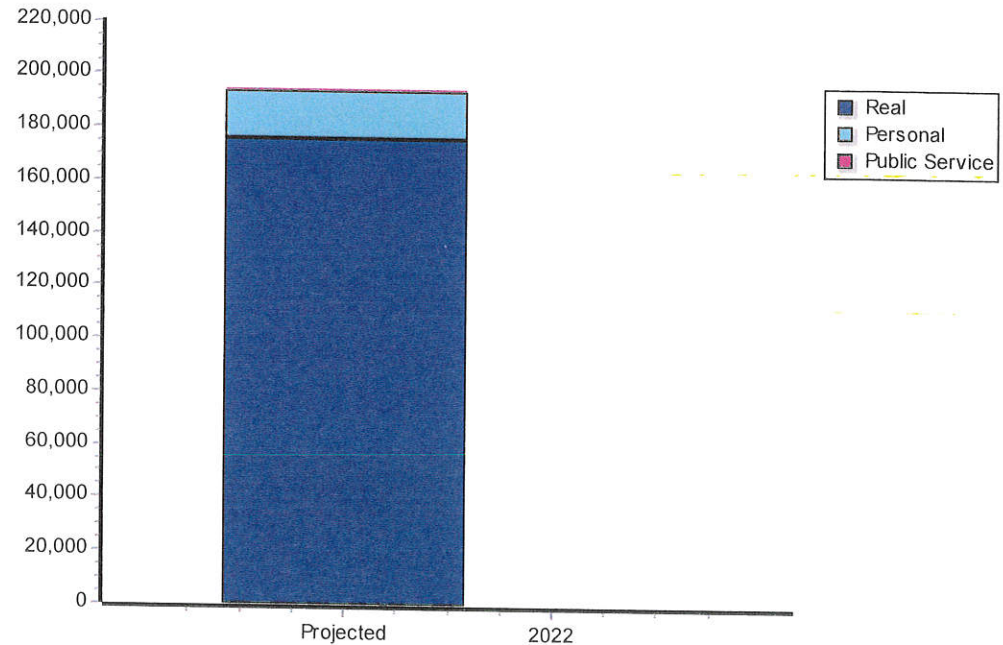
T08 Lucien C-D

District Type: City

Real	Count	Value
Agricultural	2	4,225
Commercial	2	3,294
Residential	70	182,253
Total Real Value	74	189,772
Homestead	15	15,000
Add-Homestead	0	0
Veteran	0	0
Other	0	0
Total Exempt	14	14,000
Senior Freeze	2	51,472
Capped Parcels	11	16,890
Net Assessed		175,772
Under Protest	0	0



Personal	Count	Value
Agricultural	5	16,719
Commercial	2	1,628
Mobile Home	0	0
Total Personal	7	18,347
Total Exempt	0	0
Net Assessed		18,347
Under Protest	0	0



Public Service	Count	Value
Total PS Value	2	438

District Totals	Value
Total Gross Value	208,557
Homestead Loss	14,000
Other Exemption Loss	0
Net Assessed Value	194,557
Under Protest	0

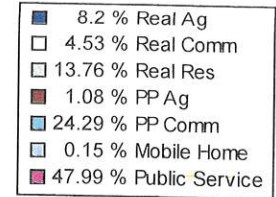
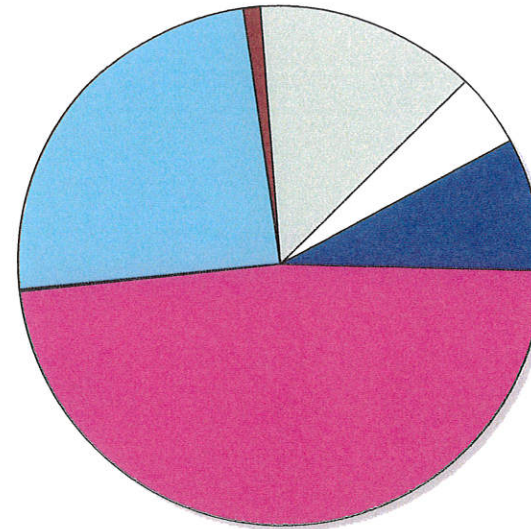
2023 NOBLE COUNTY ASSESSOR'S OFFICE REPORT TO THE EXCISE BOARD

C001 Noble County General

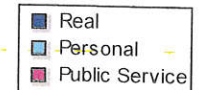
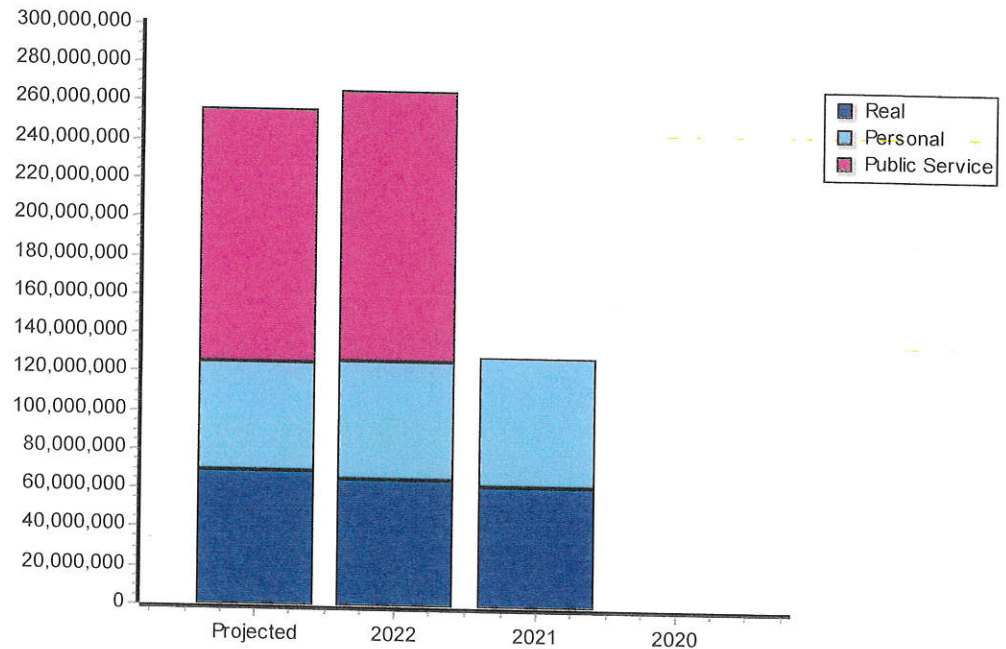
7/20/2023

District Type: County

Real	Count	Value
Agricultural	4,421	22,418,441
Commercial	439	12,389,325
Residential	4,789	37,588,791
Total Real Value	9,649	72,396,557
Homestead	2,320	2,294,112
Add-Homestead	105	104,000
Veteran	61	816,305
Other	1	29,096
Total Exempt	2,355	3,214,513
Senior Freeze	346	24,253,623
Capped Parcels	2,353	7,907,049
Net Assessed		69,182,044
Under Protest	0	0



Personal	Count	Value
Agricultural	601	2,940,587
Commercial	556	66,374,042
Mobile Home	174	399,860
Total Personal	1,331	69,714,489
Total Exempt	2	13,480,500
Net Assessed		56,233,989
Under Protest	0	0



Public Service	Count	Value
Total PS Value	190	131,122,934

District Totals	Value
Total Gross Value	273,233,980
Homestead Loss	2,369,112
Other Exemption Loss	14,325,901
Net Assessed Value	256,538,967
Under Protest	0

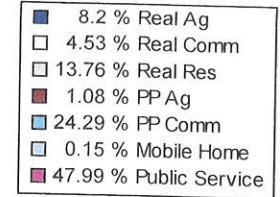
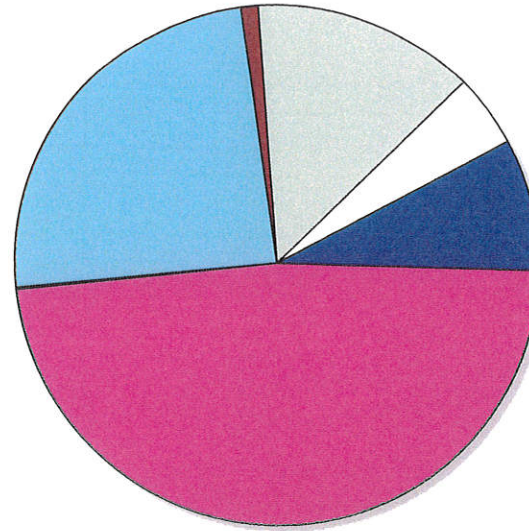
2023 NOBLE COUNTY ASSESSOR'S OFFICE REPORT TO THE EXCISE BOARD

EMS EMERGENCY MNGT SYS

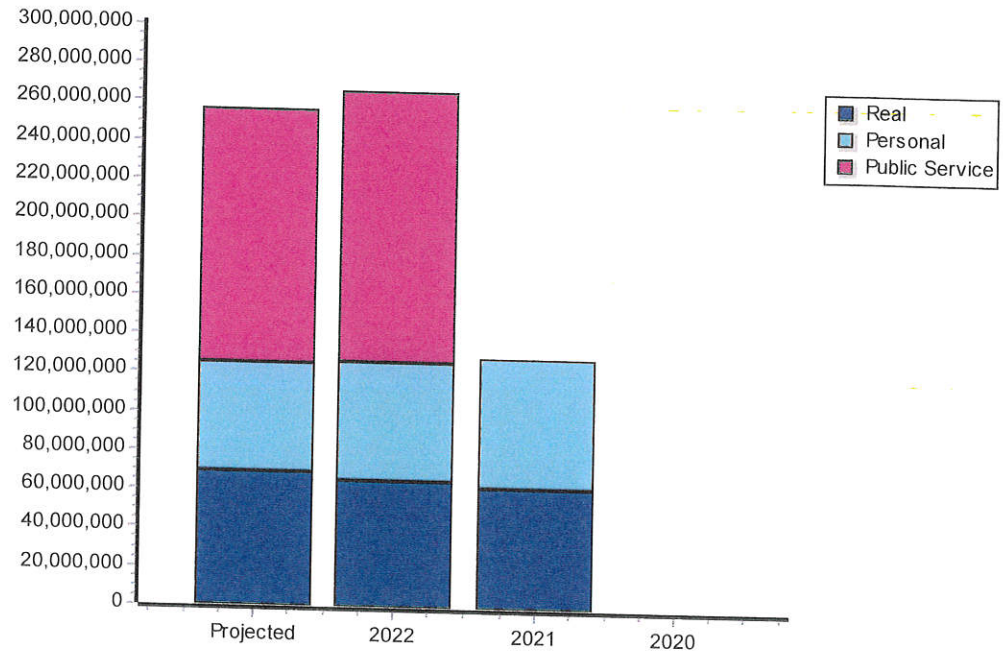
7/20/2023

District Type: Other

Real	Count	Value
Agricultural	4,421	22,418,441
Commercial	439	12,389,325
Residential	4,789	37,588,791
Total Real Value	9,649	72,396,557
Homestead	2,320	2,294,112
Add-Homestead	105	104,000
Veteran	61	816,305
Other	1	29,096
Total Exempt	2,355	3,214,513
Senior Freeze	346	24,253,623
Capped Parcels	2,353	7,907,049
Net Assessed		69,182,044
Under Protest	0	0



Personal	Count	Value
Agricultural	601	2,940,587
Commercial	556	66,374,042
Mobile Home	174	399,860
Total Personal	1,331	69,714,489
Total Exempt	2	13,480,500
Net Assessed		56,233,989
Under Protest	0	0



Public Service	Count	Value
Total PS Value	190	131,122,934

District Totals	Value
Total Gross Value	273,233,980
Homestead Loss	2,369,112
Other Exemption Loss	14,325,901
Net Assessed Value	256,538,967
Under Protest	0

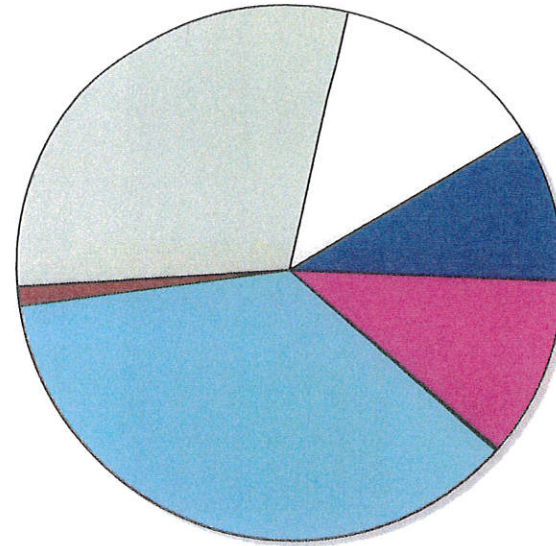
2023 NOBLE COUNTY ASSESSOR'S OFFICE REPORT TO THE EXCISE BOARD

I-1 I-1 Perry

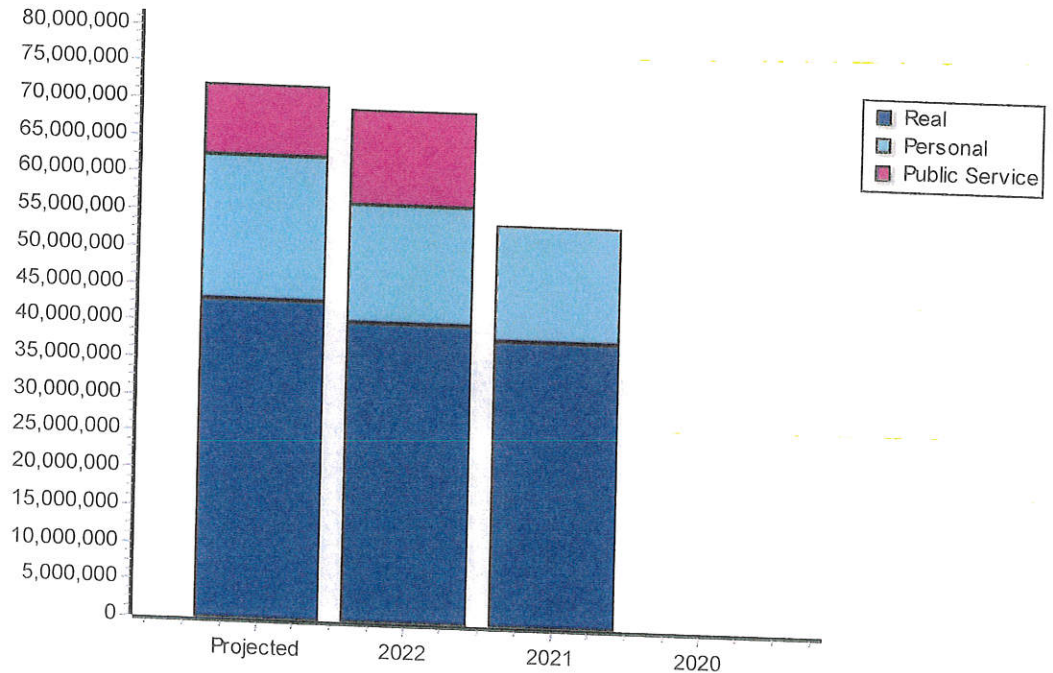
7/20/2023

District Type: School

Real	Count	Value
Agricultural	1,258	8,068,764
Commercial	317	11,195,233
Residential	3,101	25,912,591
Total Real Value	4,676	45,176,588
Homestead	1,493	1,479,237
Add-Homestead	81	80,000
Veteran	38	487,743
Other	1	29,096
Total Exempt	1,516	2,057,076
Senior Freeze	252	17,238,076
Capped Parcels	1,283	5,624,273
Net Assessed		43,119,512
Under Protest	0	0



Personal	Count	Value
Agricultural	244	966,101
Commercial	332	31,875,253
Mobile Home	76	170,094
Total Personal	652	33,011,448
Total Exempt	2	13,480,500
Net Assessed		19,530,948
Under Protest		532,091



Public Service	Count	Value
Total PS Value	34	9,492,479

District Totals	Value
Total Gross Value	87,680,515
Homestead Loss	1,540,237
Other Exemption Loss	13,997,339
Net Assessed Value	72,142,939
Under Protest	0

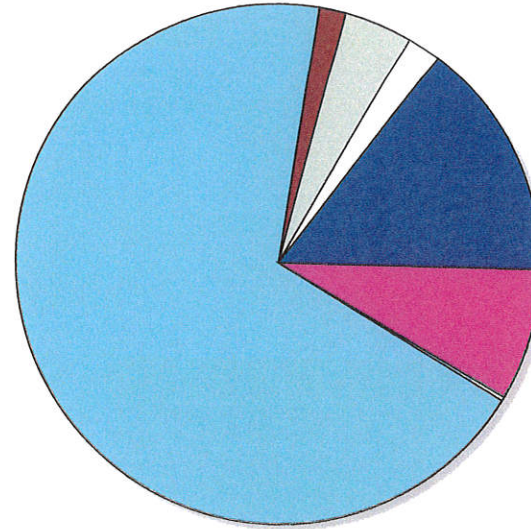
2023 NOBLE COUNTY ASSESSOR'S OFFICE REPORT TO THE EXCISE BOARD

7/20/2023

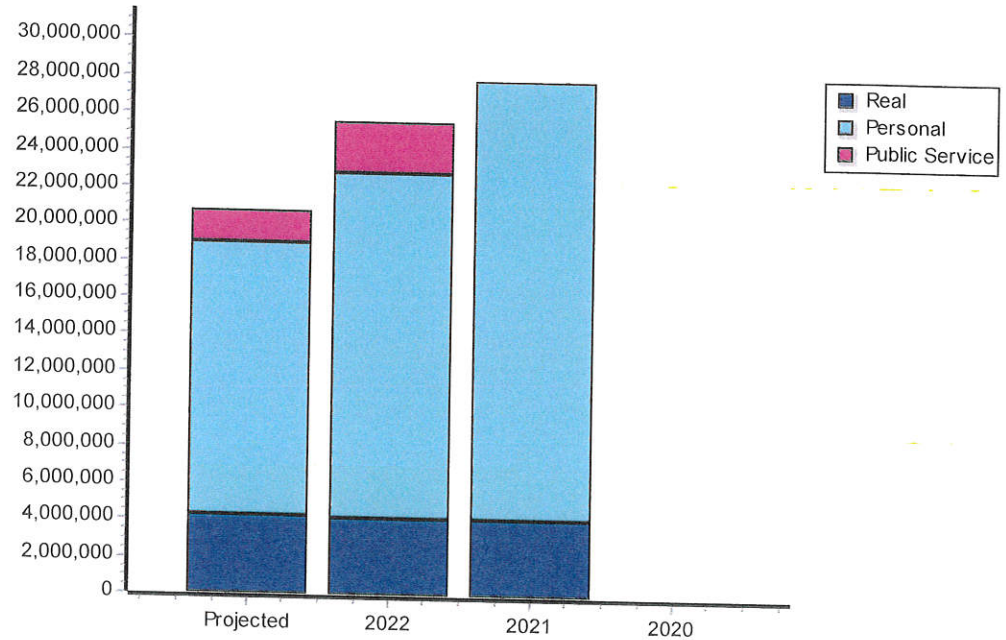
I-2 I-2 Billings

District Type: School

Real	Count	Value
Agricultural	734	3,097,945
Commercial	43	453,610
Residential	316	875,155
Total Real Value	1,093	4,426,710
Homestead	114	112,289
Add-Homestead	1	1,000
Veteran	3	41,941
Other	0	0
Total Exempt	116	154,230
Senior Freeze	8	573,928
Capped Parcels	229	273,896
Net Assessed		4,272,480
Under Protest	0	0



Personal	Count	Value
Agricultural	72	348,688
Commercial	60	14,365,949
Mobile Home	17	36,031
Total Personal	149	14,750,668
Total Exempt	0	0
Net Assessed		14,750,668
Under Protest	0	0



Public Service	Count	Value
Total PS Value	31	1,727,394

District Totals	Value
Total Gross Value	20,904,772
Homestead Loss	112,289
Other Exemption Loss	41,941
Net Assessed Value	20,750,542
Under Protest	0

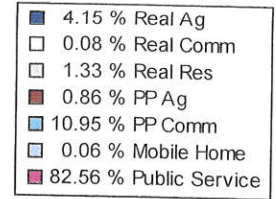
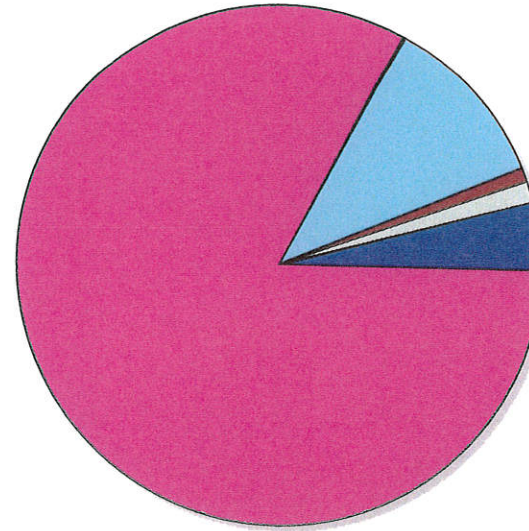
2023 NOBLE COUNTY ASSESSOR'S OFFICE REPORT TO THE EXCISE BOARD

I-4 I-4 Frontier

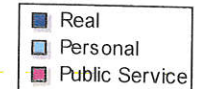
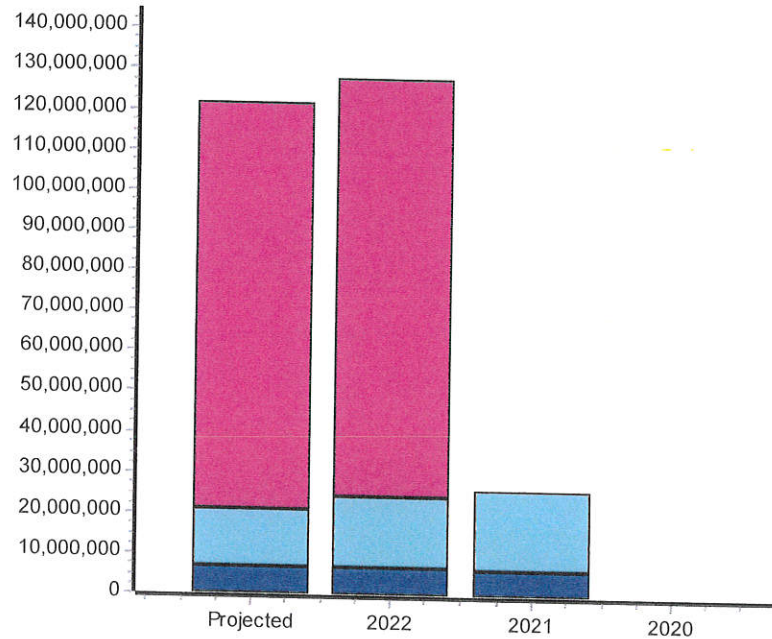
7/20/2023

District Type: School

Real	Count	Value
Agricultural	1,454	5,056,674
Commercial	23	103,147
Residential	482	1,615,681
Total Real Value	1,959	6,775,502
Homestead	202	196,324
Add-Homestead	11	11,000
Veteran	5	46,809
Other	0	0
Total Exempt	207	255,133
Senior Freeze	20	771,816
Capped Parcels	326	717,970
Net Assessed		6,520,369
Under Protest	0	0



Personal	Count	Value
Agricultural	119	1,044,718
Commercial	56	13,333,748
Mobile Home	32	73,805
Total Personal	207	14,452,271
Total Exempt	0	0
Net Assessed		14,452,271
Under Protest	0	0



Public Service	Count	Value
Total PS Value	41	100,516,143

District Totals	Value
Total Gross Value	121,743,916
Homestead Loss	208,324
Other Exemption Loss	46,809
Net Assessed Value	121,488,783
Under Protest	0

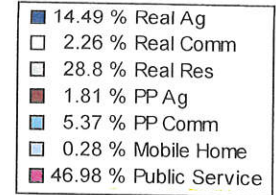
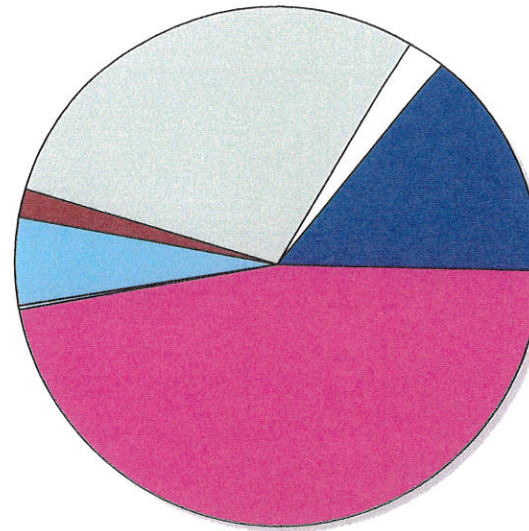
2023 NOBLE COUNTY ASSESSOR'S OFFICE REPORT TO THE EXCISE BOARD

I-6 I-6 Morrison

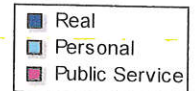
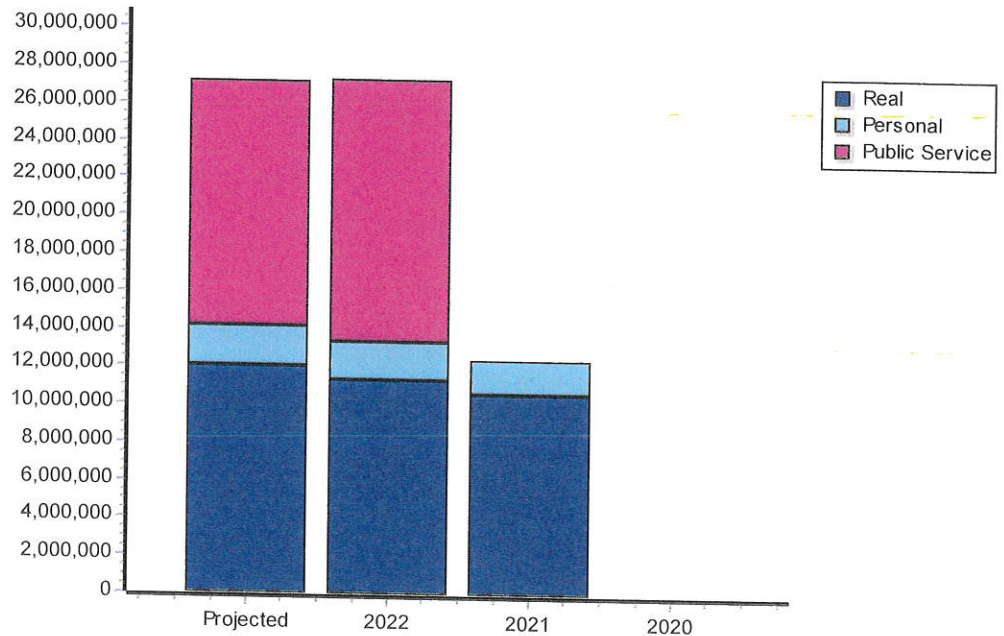
7/20/2023

District Type: School

Real	Count	Value
Agricultural	534	4,030,470
Commercial	51	627,897
Residential	729	8,012,749
Total Real Value	1,314	12,671,116
Homestead	403	398,608
Add-Homestead	7	7,000
Veteran	15	239,812
Other	0	0
Total Exempt	409	637,420
Senior Freeze	45	3,719,536
Capped Parcels	343	1,002,266
Net Assessed		12,033,696
Under Protest	0	0



Personal	Count	Value
Agricultural	117	504,597
Commercial	69	1,494,756
Mobile Home	41	78,655
Total Personal	227	2,078,008
Total Exempt	0	0
Net Assessed		2,078,008
Under Protest	0	0



Public Service	Count	Value
Total PS Value	32	13,070,809

District Totals	Value
Total Gross Value	27,819,933
Homestead Loss	397,608
Other Exemption Loss	239,812
Net Assessed Value	27,182,513
Under Protest	0

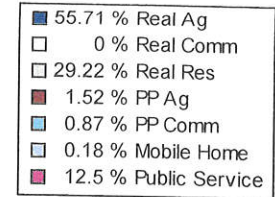
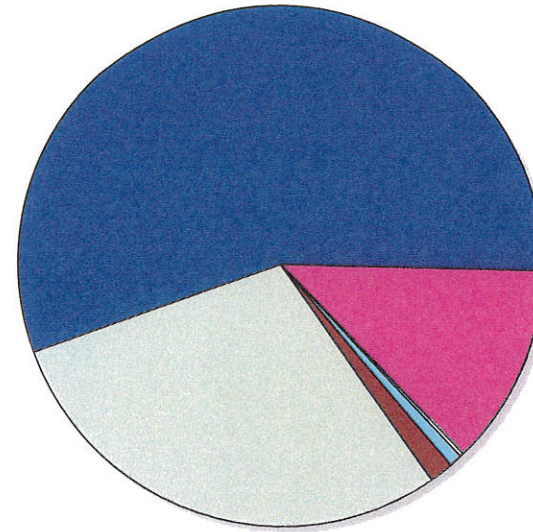
2023 NOBLE COUNTY ASSESSOR'S OFFICE REPORT TO THE EXCISE BOARD

7/20/2023

Jt-101 J-101 Payne Gln

District Type: School

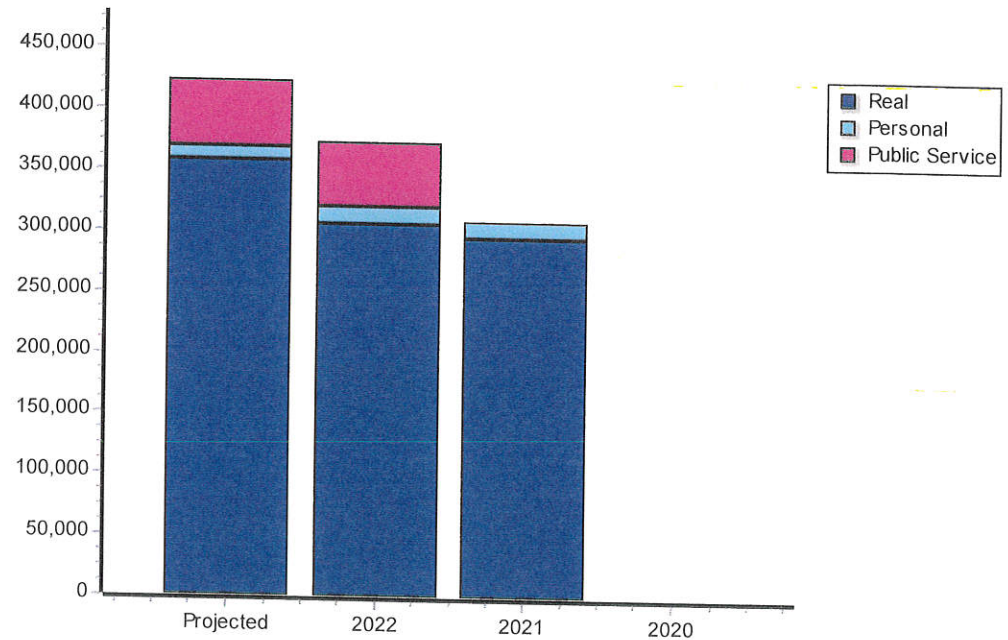
Real	Count	Value
Agricultural	36	243,810
Commercial	0	0
Residential	18	127,892
Total Real Value	54	371,702
Homestead	13	13,000
Add-Homestead	2	2,000
Veteran	0	0
Other	0	0
Total Exempt	13	14,000
Senior Freeze	3	111,735
Capped Parcels	21	60,906
Net Assessed		357,702
Under Protest	0	0



Personal	Count	Value
Agricultural	7	6,666
Commercial	5	3,818
Mobile Home	1	775
Total Personal	13	11,259
Total Exempt	0	0
Net Assessed		11,259
Under Protest	0	0

Public Service	Count	Value
Total PS Value	3	54,703

District Totals	Value
Total Gross Value	437,664
Homestead Loss	14,000
Other Exemption Loss	0
Net Assessed Value	423,664
Under Protest	0



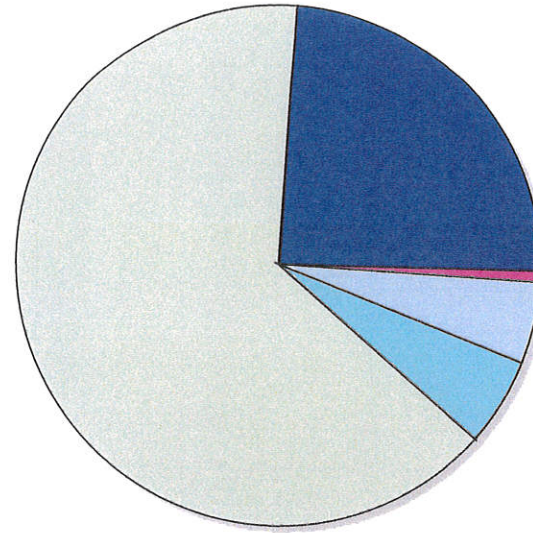
2023 NOBLE COUNTY ASSESSOR'S OFFICE REPORT TO THE EXCISE BOARD

Jt-16 J-16 Payne Stw

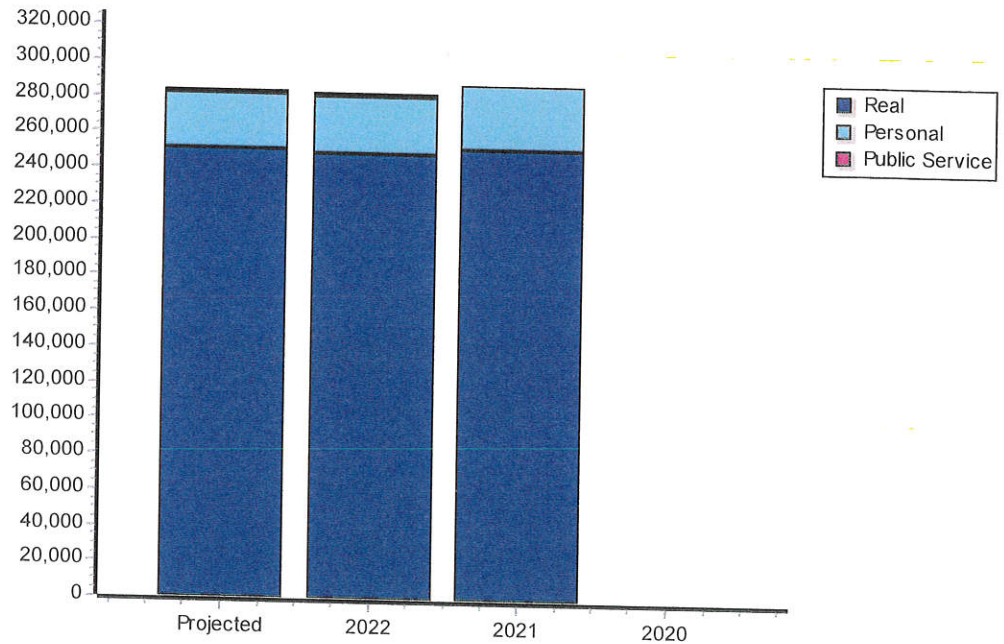
7/20/2023

District Type: School

Real	Count	Value
Agricultural	8	70,688
Commercial	0	0
Residential	10	188,265
Total Real Value	18	258,953
Homestead	8	8,000
Add-Homestead	0	0
Veteran	0	0
Other	0	0
Total Exempt	8	8,000
Senior Freeze	2	490,863
Capped Parcels	10	20,799
Net Assessed		250,953
Under Protest	0	0



Personal	Count	Value
Agricultural	1	67
Commercial	2	16,071
Mobile Home	2	15,074
Total Personal	5	31,212
Total Exempt	0	0
Net Assessed		31,212
Under Protest	0	0



Public Service	Count	Value
Total PS Value	4	1,864

District Totals	Value
Total Gross Value	292,029
Homestead Loss	8,000
Other Exemption Loss	0
Net Assessed Value	284,029
Under Protest	0

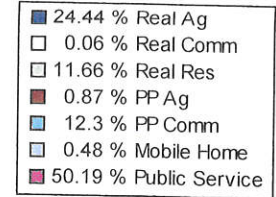
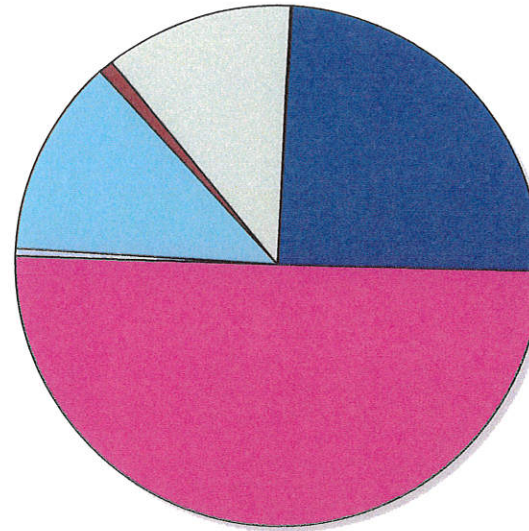
2023 NOBLE COUNTY ASSESSOR'S OFFICE REPORT TO THE EXCISE BOARD

Jt-3 J-3 Logan M.O.

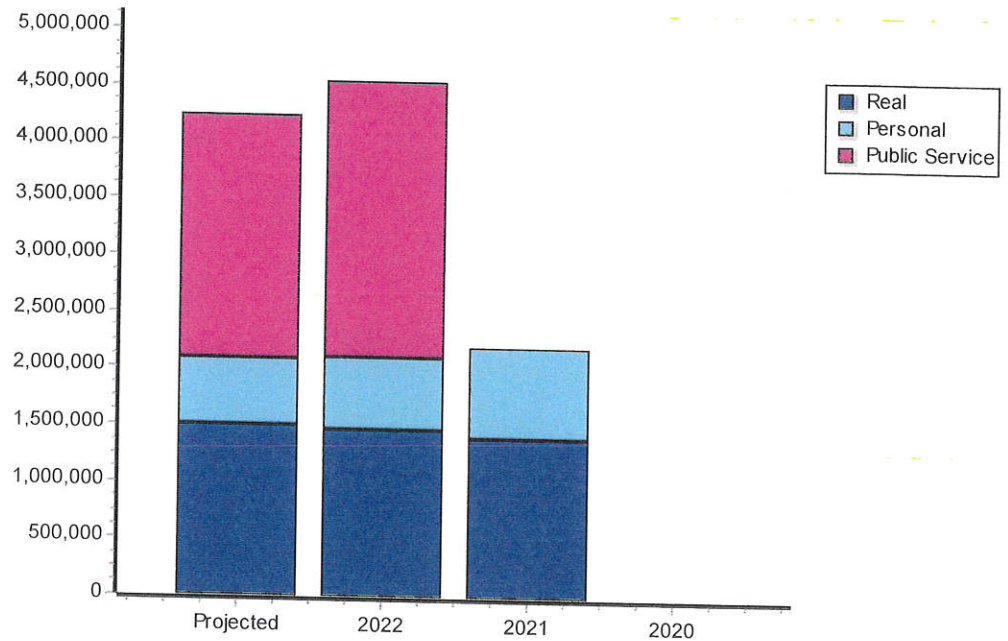
7/20/2023

District Type: School

Real	Count	Value
Agricultural	227	1,051,545
Commercial	2	2,412
Residential	41	501,672
Total Real Value	270	1,555,629
Homestead	52	51,654
Add-Homestead	1	1,000
Veteran	0	0
Other	0	0
Total Exempt	52	52,654
Senior Freeze	10	1,037,609
Capped Parcels	66	128,212
Net Assessed		1,502,975
Under Protest	0	0



Personal	Count	Value
Agricultural	25	37,498
Commercial	9	529,417
Mobile Home	3	20,740
Total Personal	37	587,655
Total Exempt	0	0
Net Assessed		587,655
Under Protest	0	0



Public Service	Count	Value
Total PS Value	15	2,159,311

District Totals	Value
Total Gross Value	4,302,595
Homestead Loss	52,654
Other Exemption Loss	0
Net Assessed Value	4,249,941
Under Protest	0

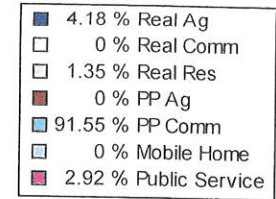

2023 NOBLE COUNTY ASSESSOR'S OFFICE REPORT TO THE EXCISE BOARD

Jt-47.5 J-47.5 G Garber

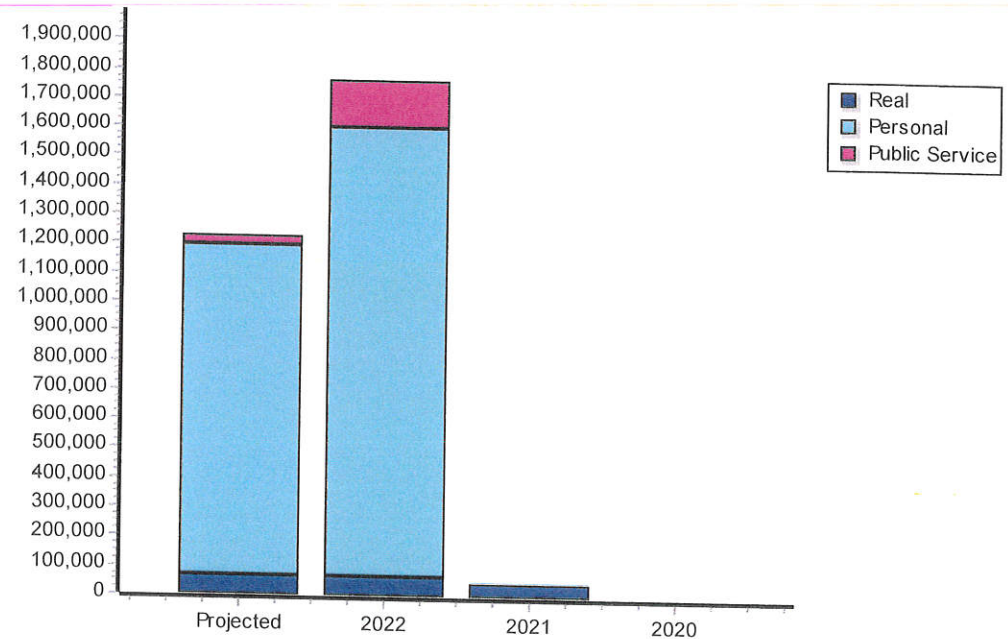
7/20/2023

District Type: School

Real	Count	Value
Agricultural	13	51,536
Commercial	0	0
Residential	1	16,650
Total Real Value	14	68,186
Homestead	2	2,000
Add-Homestead	1	1,000
Veteran	0	0
Other	0	0
Total Exempt	2	3,000
Senior Freeze	1	72,715
Capped Parcels	8	0
Net Assessed		65,186
Under Protest	0	0



Personal	Count	Value
Agricultural	0	0
Commercial	3	1,129,290
Mobile Home	0	0
Total Personal	3	1,129,290
Total Exempt	0	0
Net Assessed		1,129,290
Under Protest	0	0



Public Service	Count	Value
Total PS Value	6	36,041

District Totals	Value
Total Gross Value	1,233,517
Homestead Loss	3,000
Other Exemption Loss	0
Net Assessed Value	1,230,517
Under Protest	0


2023 NOBLE COUNTY ASSESSOR'S OFFICE REPORT TO THE EXCISE BOARD

7/20/2023

Jt-71 J-71 Kay PC

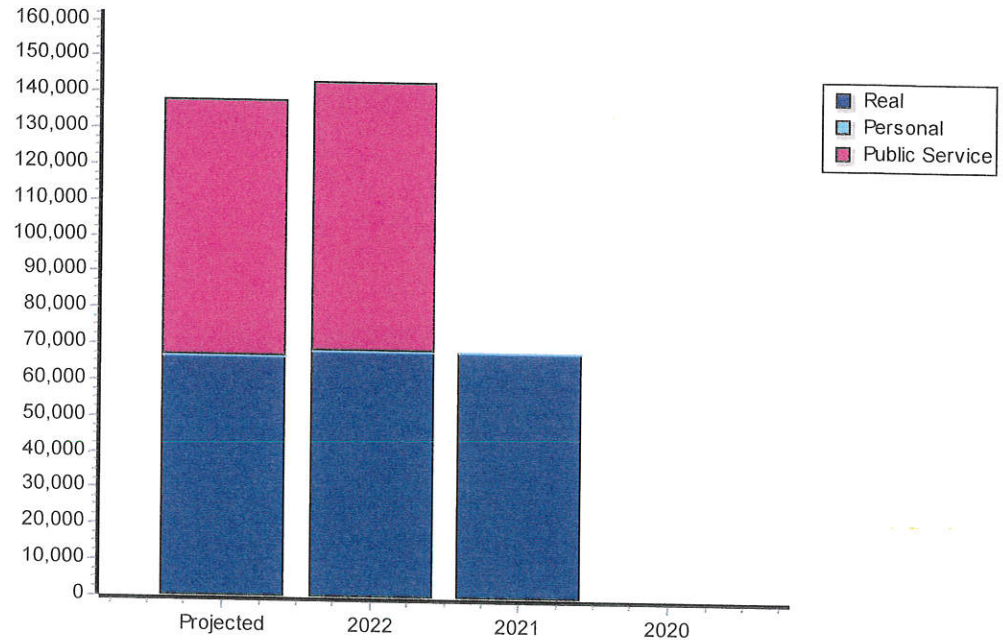
District Type: School

Real	Count	Value
Agricultural	16	67,934
Commercial	0	0
Residential	0	0
Total Real Value	16	67,934
Homestead	1	1,000
Add-Homestead	0	0
Veteran	0	0
Other	0	0
Total Exempt	1	1,000
Senior Freeze	0	0
Capped Parcels	5	0
Net Assessed		66,934
Under Protest	0	0



- 48.93 % Real Ag
- 0 % Real Comm
- 0 % Real Res
- 0 % PP Ag
- 0.01 % PP Comm
- 0 % Mobile Home
- 51.06 % Public Service

Personal	Count	Value
Agricultural	0	0
Commercial	2	9
Mobile Home	0	0
Total Personal	2	9
Total Exempt	0	0
Net Assessed		9
Under Protest	0	0



Public Service	Count	Value
Total PS Value	3	70,887

District Totals	Value
Total Gross Value	138,830
Homestead Loss	1,000
Other Exemption Loss	0
Net Assessed Value	137,830
Under Protest	0

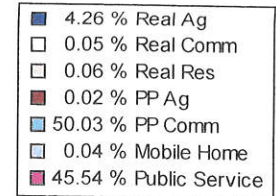
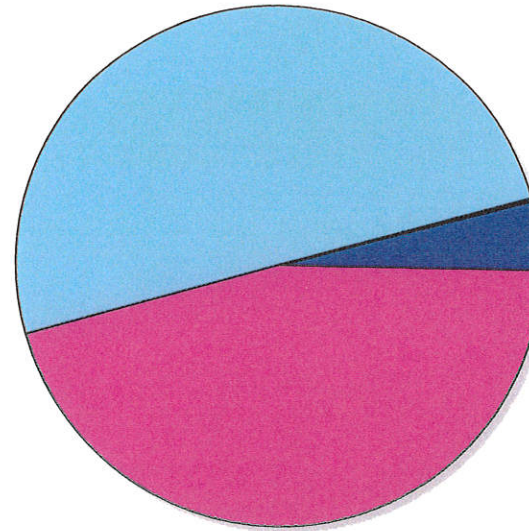
2023 NOBLE COUNTY ASSESSOR'S OFFICE REPORT TO THE EXCISE BOARD

7/20/2023

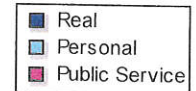
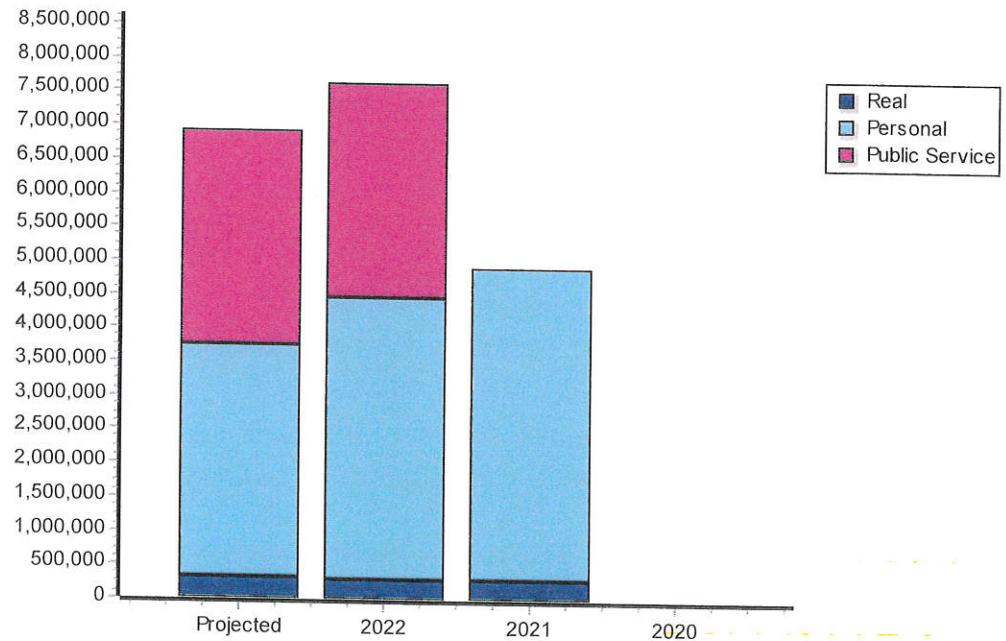
Jt-87 J-87 K Tonkawa

District Type: School

Real	Count	Value
Agricultural	60	295,144
Commercial	1	3,732
Residential	3	4,175
Total Real Value	64	303,051
Homestead	2	2,000
Add-Homestead	0	0
Veteran	0	0
Other	0	0
Total Exempt	2	2,000
Senior Freeze	0	0
Capped Parcels	22	21,449
Net Assessed		301,051
Under Protest	0	0



Personal	Count	Value
Agricultural	1	1,220
Commercial	8	3,462,937
Mobile Home	1	2,573
Total Personal	10	3,466,730
Total Exempt	0	0
Net Assessed		3,466,730
Under Protest	0	0



Public Service	Count	Value
Total PS Value	11	3,152,060

District Totals	Value
Total Gross Value	6,921,841
Homestead Loss	2,000
Other Exemption Loss	0
Net Assessed Value	6,919,841
Under Protest	0

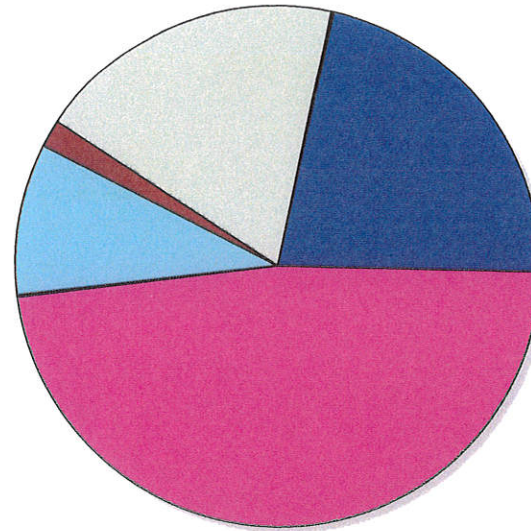
2023 NOBLE COUNTY ASSESSOR'S OFFICE REPORT TO THE EXCISE BOARD

7/20/2023

Jt-94 J-94 Garf C-D

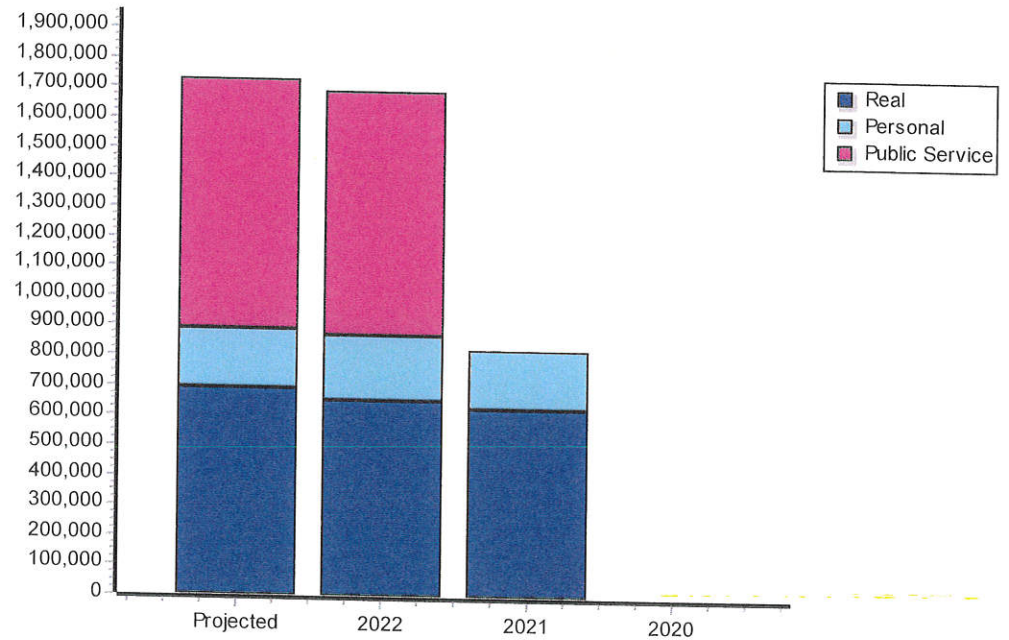
District Type: School

Real	Count	Value
Agricultural	81	383,931
Commercial	2	3,294
Residential	88	333,961
Total Real Value	171	721,186
Homestead	30	30,000
Add-Homestead	1	1,000
Veteran	0	0
Other	0	0
Total Exempt	29	30,000
Senior Freeze	5	237,345
Capped Parcels	40	57,278
Net Assessed		691,186
Under Protest	0	0



- 21.83 % Real Ag
- 0.19 % Real Comm
- 18.99 % Real Res
- 1.76 % PP Ag
- 9.26 % PP Comm
- 0.12 % Mobile Home
- 47.84 % Public Service

Personal	Count	Value
Agricultural	15	31,032
Commercial	10	162,794
Mobile Home	1	2,113
Total Personal	26	195,939
Total Exempt	0	0
Net Assessed		195,939
Under Protest	0	0



Public Service	Count	Value
Total PS Value	10	841,243

District Totals	Value
Total Gross Value	1,758,368
Homestead Loss	30,000
Other Exemption Loss	0
Net Assessed Value	1,728,368
Under Protest	0

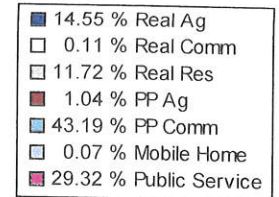
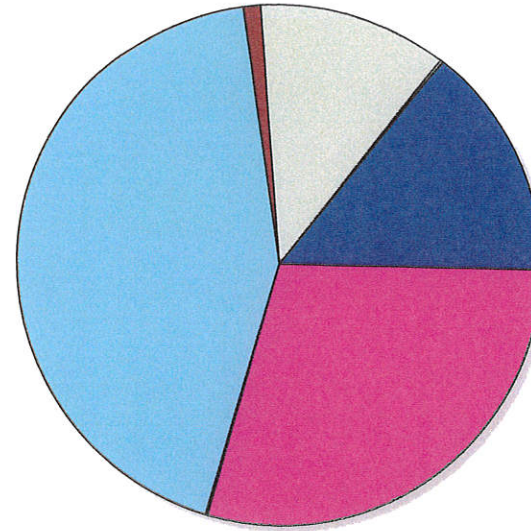
2023 NOBLE COUNTY ASSESSOR'S OFFICE REPORT TO THE EXCISE BOARD

7/20/2023

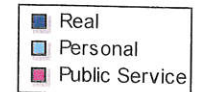
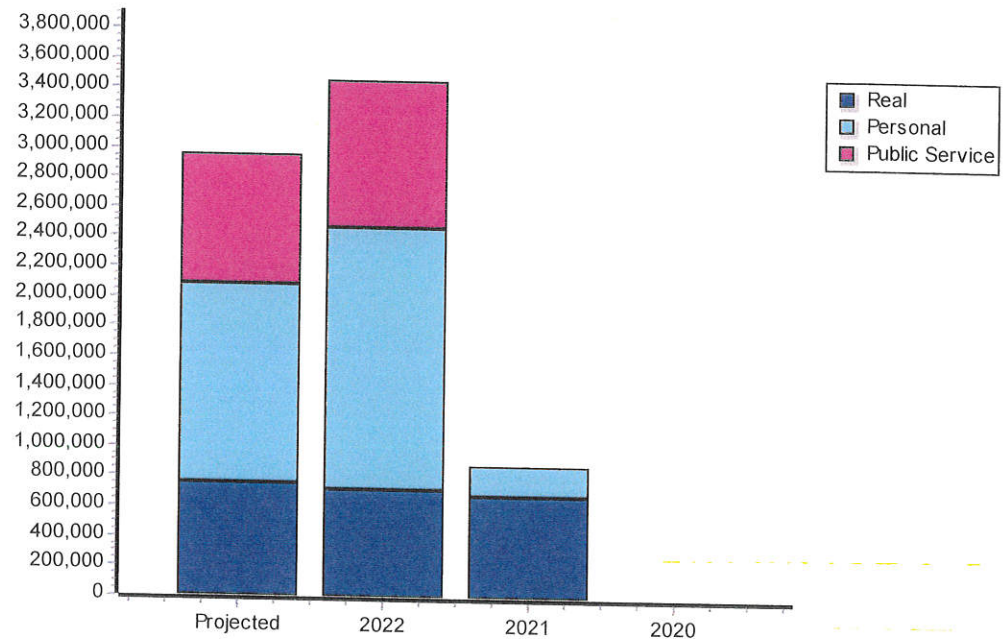
V15 AUTRY VO TECH

District Type: Vo-Tech

Real	Count	Value
Agricultural	94	435,467
Commercial	2	3,294
Residential	89	350,611
Total Real Value	185	789,372
Homestead	32	32,000
Add-Homestead	2	2,000
Veteran	0	0
Other	0	0
Total Exempt	31	33,000
Senior Freeze	6	310,060
Capped Parcels	48	57,278
Net Assessed		756,372
Under Protest	0	0



Personal	Count	Value
Agricultural	15	31,032
Commercial	13	1,292,084
Mobile Home	1	2,113
Total Personal	29	1,325,229
Total Exempt	0	0
Net Assessed		1,325,229
Under Protest	0	0



Public Service	Count	Value
Total PS Value	16	877,284

District Totals	Value
Total Gross Value	2,991,885
Homestead Loss	33,000
Other Exemption Loss	0
Net Assessed Value	2,958,885
Under Protest	0

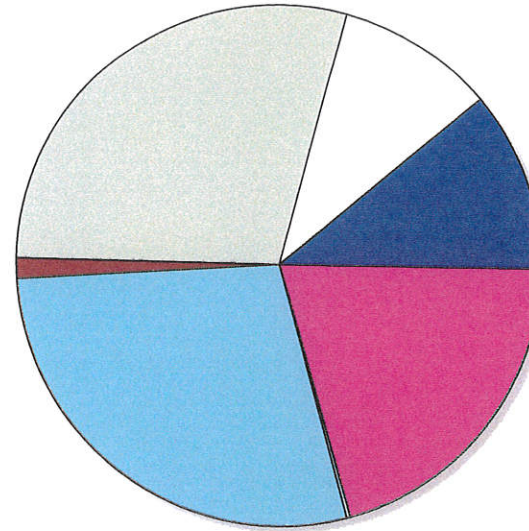
2023 NOBLE COUNTY ASSESSOR'S OFFICE REPORT TO THE EXCISE BOARD

7/20/2023

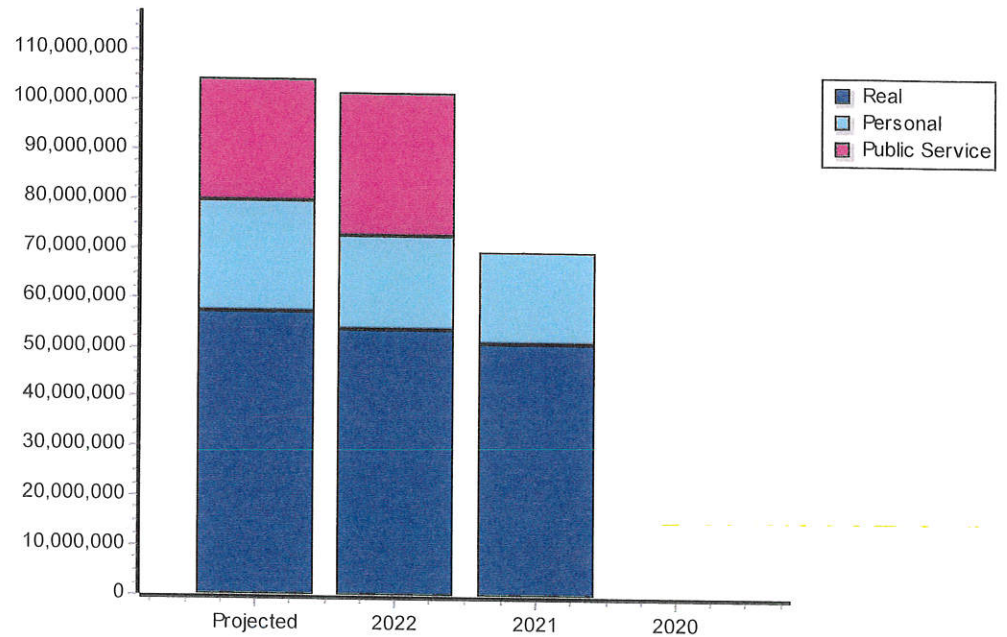
V16 MERIDIAN VO TECH

District Type: Vo-Tech

Real	Count	Value
Agricultural	2,063	13,465,277
Commercial	370	11,825,542
Residential	3,899	34,743,169
Total Real Value	6,332	60,033,988
Homestead	1,969	1,950,499
Add-Homestead	91	90,000
Veteran	53	727,555
Other	1	29,096
Total Exempt	1,998	2,769,150
Senior Freeze	312	22,597,819
Capped Parcels	1,723	6,836,456
Net Assessed		57,264,838
Under Protest	0	0



Personal	Count	Value
Agricultural	394	1,514,929
Commercial	417	33,919,315
Mobile Home	123	285,338
Total Personal	934	35,719,582
Total Exempt	2	13,480,500
Net Assessed		22,239,082
Under Protest	0	0



Public Service	Count	Value
Total PS Value	88	24,779,166

District Totals	Value
Total Gross Value	120,532,736
Homestead Loss	2,012,499
Other Exemption Loss	14,237,151
Net Assessed Value	104,283,086
Under Protest	0